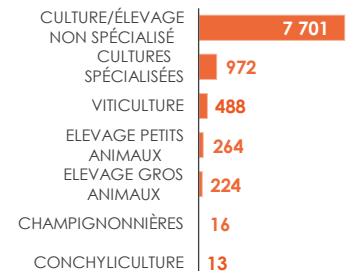
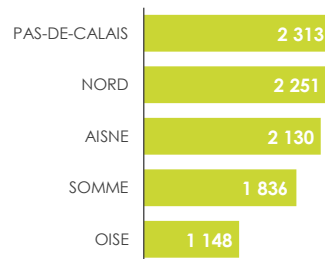
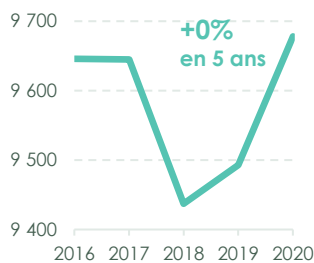


Champ de la production agricole - données MSA 2020



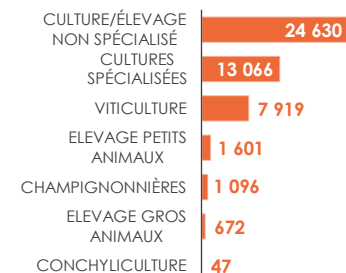
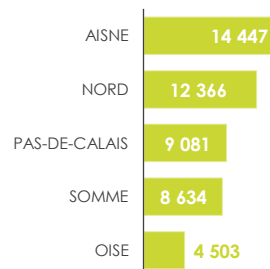
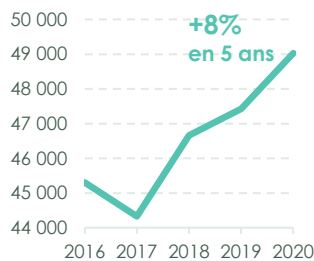
NOMBRE D'ÉTABLISSEMENTS EMPLOYEURS

9 678
Établissements employeurs
7^{ème} région / 13



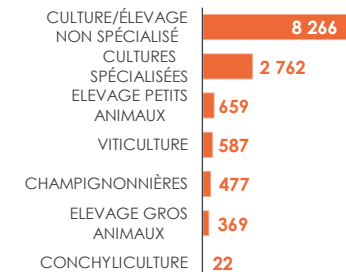
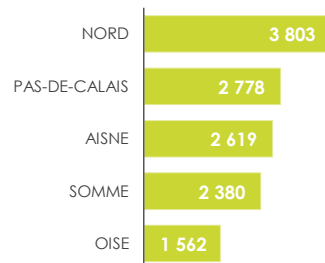
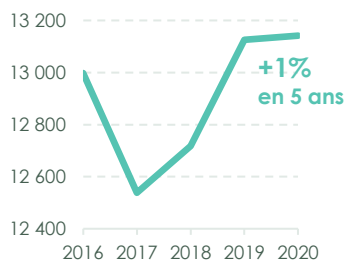
NOMBRE DE SALARIÉS EMPLOYÉS DANS L'ANNÉE

49 031
Salariés employés dans l'année
9^{ème} région / 13



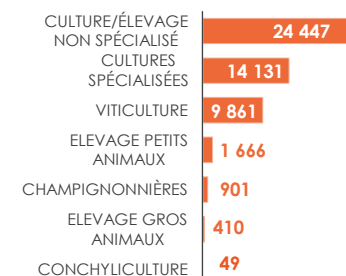
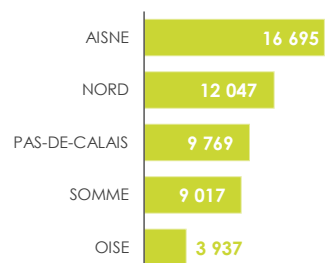
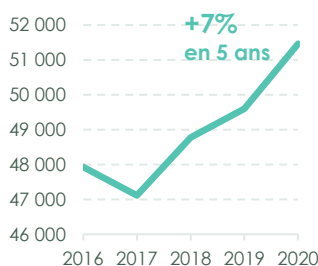
NOMBRE DE CDI EN COURS DANS L'ANNÉE

13 142
CDI en cours dans l'année
7^{ème} région / 13



NOMBRE DE CDD EN COURS DANS L'ANNÉE

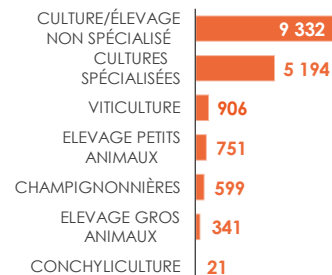
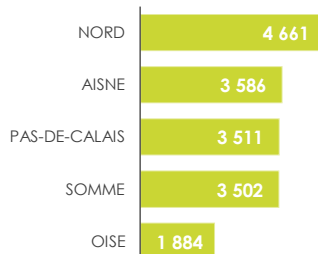
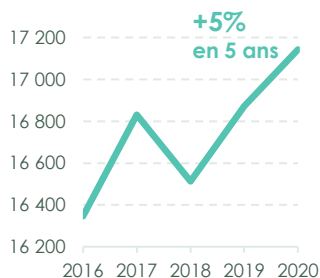
51 465
CDD en cours dans l'année
10^{ème} région / 13



NOMBRE D'ETP SALARIÉS

17 144

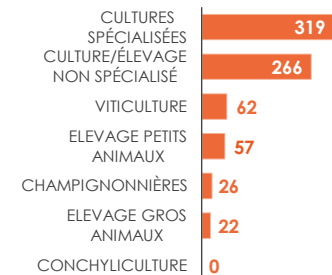
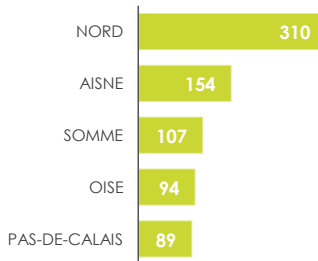
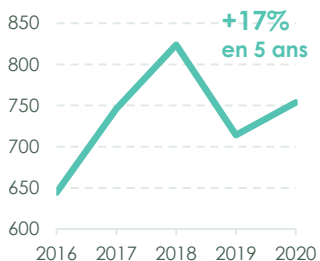
ETP salariés
8^{ème} région / 13



NOMBRE DE CADRES

754

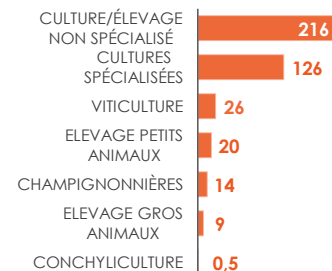
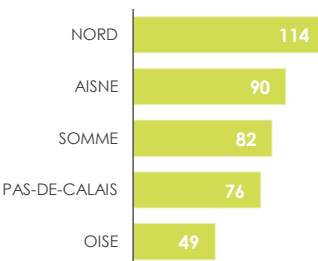
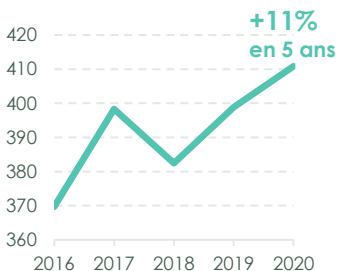
Cadres
10^{ème} région / 13



MASSE SALARIALE (EN MILLIONS D'EUROS)

411

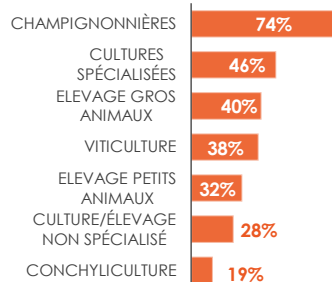
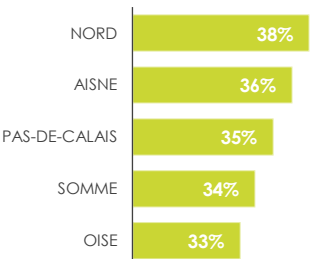
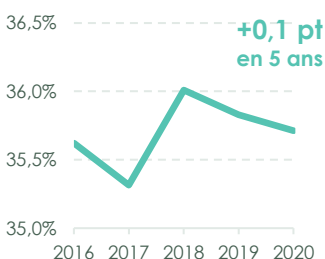
Millions d'euros de masse salariale
8^{ème} région / 13



PART DE FEMMES PARI MI LES SALARIÉS (EN %)

36%

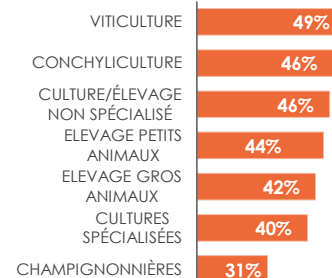
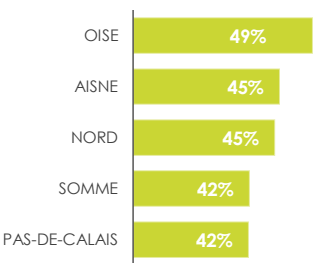
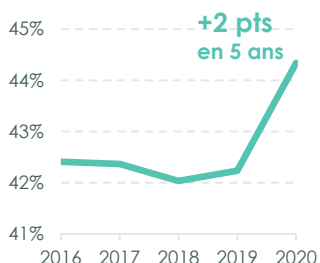
De femmes parmi les salariés
9^{ème} région / 13



PART DES SALARIÉS DE MOINS DE 30 ANS (%)

44%

Des salariés ont moins de 30 ans
25% CDI – 51% CDD
8^{ème} région / 13



fNSEA.fr



Observatoire emploi formation
Département des Affaires sociales
arthur.hibert@reseaufnsea.fr – 01 53 83 47 43

FNSEA
11 rue de la Baume
75008 PARIS